

Capitolo 11 – Elaborazione di file

1

Outline

- 11.1 Introduzione
- 11.2 La gerarchia dei dati
- 11.3 File e Stream
- 11.4 Creare un file ad accesso sequenziale
- 11.5 Lettura di dati da un file ad accesso sequenziale
- 11.6 File ad accesso casuale
- 11.7 Creare un file ad accesso casuale
- 11.8 Scrittura di dati casuali inn un file ad accesso casuale
- 11.9 Lettura di dati casuali da un file ad accesso casuale

Obiettivi

2

- In questo capitolo, apprenderemo a:
 - Creare, leggere, scrivere e modificare i file.
 - Prendere familiarità con i file ad accesso sequenziale.
 - Prendere familiarità con i file ad accesso casuale.

3

11.1 Introduzione

- I file
 - Possono essere creati, modificati, ed elaborati da programmi scritti in C
 - Sono utilizzati per la memorizzazione permanente dei dati
 - La memorizzazione di dati in variabili ed array è solo temporanea

4

11.2 La gerarchia dei dati

- Gerarchia dei dati:
 - Bit – il più piccolo
 - Valore 0 o 1
 - Byte – 8 bits
 - Utilizzato per memorizzare un carattere
 - Cifre decimali, lettere, e simboli speciali
 - Campi – gruppo di caratteri
 - Esempio: your name
 - Record – gruppo di campi
 - Rappresentato da `struct` o `class`
 - Esempio: In a payroll system, a record for a particular employee that contained his/her identification number, name, address, etc.

11.2 La gerarchia dei dati

- Gerarchia dei dati:
 - File – gruppo di record
 - Esempio: payroll file
 - Database – gruppo di files

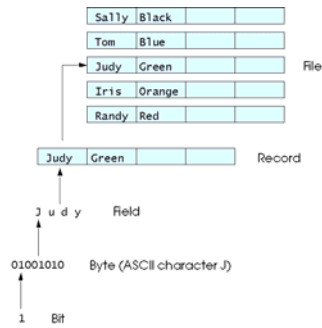


Fig. 11.1 The data hierarchy.

11.2 La gerarchia dei dati

- File
 - Record chiave
 - Identifica un record per facilitare il ritrovamento di uno specifico record da un file
 - File sequenziale
 - I record sono tipicamente ordinati in base alla chiave

11.3 File e Stream

- Il C vede un file come una sequenza di byte
 - I file terminano con un marcatore di fine file
 - O, terminano con uno specifico byte
- Quando si apre un file si crea uno stream
 - Fornisce il canale di comunicazione tra file e programma
 - L'apertura di un file restituisce un puntatore ad una struttura FILE
 - Esempi:
 - `stdin` - standard input (keyboard)
 - `stdout` - standard output (screen)
 - `stderr` - standard error (screen)

11.3 File e Stream

- Struttura FILE
 - Descrittore di file
 - Index into operating system array called the open file table
 - File Control Block (FCB)
 - Found in every array element, system uses it to administer the file

11.3 File e Stream

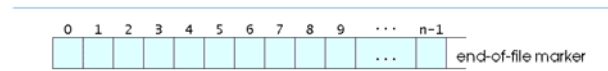


Fig. 11.2 C's view of a file of n bytes.

11.3 File e Stream

- Funzioni di lettura/scrittura
 - fgetc
 - Legge un carattere da un file
 - Puntatore FILE come argomento
 - fgetc(stdin) è equivalente a getchar()
 - fputc
 - Scrive un carattere su un file
 - Puntatore FILE e un carattere come argomento
 - fputc('a', stdout) è equivalente a putchar('a')
 - fgets
 - Legge una linea da un file
 - fputs
 - Scrive una linea su un file
 - fscanf / fprintf
 - Versioni per file equivalenti di scanf e printf

```

1 /* Fig. 11.3: fig11_03.c
2  Create a sequential file */
3 #include <stdio.h>
4
5 int main()
6 {
7     int account; /* account number */
8     char name[ 30 ]; /* account name */
9     double balance; /* account balance */
10
11     FILE *cfPtr; /* cfPtr = clients.dat file pointer */
12
13     /* fopen opens file. Exit program if unable to create file */
14     if ( ( cfPtr = fopen("clients.dat", "w") ) == NULL ) {
15         printf("File could not be opened\n");
16     } /* end if */
17     else {
18         printf("Enter the account, name, and balance.\n");
19         printf("Enter EOF to end input.\n");
20         printf("? ");
21         scanf( "%d%s%f", &account, name, &balance );
22

```



Outline

11

fig11_03.c (1 of 2)

```

23     /* write account, name and balance into file with fprintf */
24     while ( !feof( stdin ) ) {
25         fprintf( cfPtr, "%d %s %.2f\n", account, name, balance );
26         printf( "? " );
27         scanf( "%d%s%f", &account, name, &balance );
28     } /* end while */
29
30     fclose( cfPtr ); /* fclose closes file */
31 } /* end else */
32
33 return 0; /* indicates successful termination */
34
35 } /* end main */

```



Outline

12

fig11_03.c (2 of 2)

```

Enter the account, name, and balance.
Enter EOF to end input.
? 100 Jones 24.98
? 200 Doe 345.67
? 300 White 0.00
? 400 Stone -42.16
? 500 Rich 224.62
? ^Z

```

Program Output

11.4 Creazione di un file ad accesso sequenziale

- Il C non impone una struttura file
 - Non esiste la nozione di record in un file
 - Il programmatore deve fornire la struttura
- Creare un file
 - FILE *cfPtr;
 - Crea un puntatore FILE chiamato cfPtr
 - cfPtr = fopen("clients.dat", "w");
 - La funzione fopen restituisce un puntatore FILE al file specificato
 - Ha due argomenti – il file da aprire e la modalità d'apertura
 - Se l'apertura fallisce viene restituito NULL

11.4 Creazione di un file ad accesso sequenziale

Computer system	Key combination
UNIX systems	<return> <ctrl> d
IBM PC and compatibles	<ctrl> z
Macintosh	<ctrl> d

Fig. 11.4 End-of-file key combinations for various popular computer systems.

11.4 Creazione di un file ad accesso sequenziale

- fpri ntf
 - Utilizzato per stampare in un file
 - Come la pri ntf, eccetto che il primo argomento è un puntatore FILE (puntatore al file in cui si vuole stampare)
- feof(FILEpointer)
 - Restituisce l'indicatore end-of-file
- fclose(FILEpointer)
 - Chiude il file specificato
 - Eseguito automaticamente quando termina il programma
 - È buona pratica chiudere il file esplicitamente
- Dettagli
 - I programmi possono operare su un file, su più file o su nessun file
 - Ogni file deve avere un nome unico ed il suo rispettivo puntatore

11.4 Creazione di un file ad accesso sequenziale



Mode	Description
r	Open a file for reading.
w	Create a file for writing. If the file already exists, discard the current contents.
a	Append; open or create a file for writing at end of file.
r+	Open a file for update (reading and writing).
w+	Create a file for update. If the file already exists, discard the current contents.
a+	Append; open or create a file for update; writing is done at the end of the file.
rb	Open a file for reading in binary mode.
wb	Create a file for writing in binary mode. If the file already exists, discard the current contents.
ab	Append; open or create a file for writing at end of file in binary mode.
rb+	Open a file for update (reading and writing) in binary mode.
wb+	Create a file for update in binary mode. If the file already exists, discard the current contents.
ab+	Append; open or create a file for update in binary mode; writing is done at the end of the file.

Fig. 11.6 File open modes.

11.5 Lettura da un file ad accesso sequenziale



17

- Lettura
 - Crea un puntatore FILE, collegarlo al file da leggere
cfPtr = fopen("clients.dat", "r");
 - Utilizzare la fscanf per leggere dal file
 - Come la scanf, eccetto che il primo argomento è un puntatore FILE
fscanf(cfPtr, "%d%s%f", &account, name, &balance);
 - Dati letti dall'inizio alla fine
 - Puntatore di posizione del file
 - Indica il numero del prossimo byte da leggere/scrivere
 - Non è veramente un puntatore, ma un valore intero (specifica la locazione in byte)
 - Detto anche byte offset
 - rewind(cfPtr)
 - Riposizionamento del puntatore posizione all'inizio del file (byte 0)

 [Outline](#)
 [fig11_07.c \(1 of 2\)](#)

```
1 /* Fig. 11.7: fig11_07.c
2 Reading and printing a sequential file */
3 #include <stdio.h>
4
5 int main()
6 {
7     int account; /* account number */
8     char name[ 30 ]; /* account name */
9     double balance; /* account balance */
10
11     FILE *cfPtr; /* cfPtr = clients.dat file pointer */
12
13     /* fopen opens file; exits program if file cannot be opened */
14     if ( ( cfPtr = fopen( "clients.dat", "r" ) ) == NULL ) {
15         printf( "File could not be opened\n" );
16     } /* end if */
17     else { /* read account, name and balance from file */
18         printf( "%-10s%-13s\n", "Account", "Name", "Balance" );
19         fscanf( cfPtr, "%d%s%f", &account, name, &balance );
20
21         /* while not end of file */
22         while ( !feof( cfPtr ) ) {
23             printf( "%-10d%-13s\n", account, name, balance );
24             fscanf( cfPtr, "%d%s%f", &account, name, &balance );
25         } /* end while */
26     }
```



```
27     fclose( cfPtr ); /* fclose closes the file */
28 } /* end else */
29
30 return 0; /* Indicates successful termination */
31
32 } /* end main */
```

 [Outline](#)
 [fig11_07.c \(2 of 2\)](#)

19

Account	Name	Balance
100	Jones	24.98
200	Doe	345.67
300	White	0.00
400	Stone	-42.16
500	Rich	224.62

```
1 /* Fig. 11.8: fig11_08.c
2 Credit Inquiry program */
3 #include <stdio.h>
4
5 /* function main begins program execution */
6 int main()
7 {
8     int request; /* request number */
9     int account; /* account number */
10    double balance; /* account balance */
11    char name[ 30 ]; /* account name */
12    FILE *cfPtr; /* clients.dat file pointer */
13
14    /* fopen opens the file; exits program if file cannot be opened */
15    if ( ( cfPtr = fopen( "clients.dat", "r" ) ) == NULL ) {
16        printf( "File could not be opened\n" );
17    } /* end if */
18    else {
19
20        /* display request options */
21        printf( "Enter request\n"
22            " 1 - List accounts with zero balances\n"
23            " 2 - List accounts with credit balances\n"
24            " 3 - List accounts with debit balances\n"
25            " 4 - End of run? ");
```


 [Outline](#)
 [fig11_08.c \(1 of 5\)](#)

20


```

26 scanf( "%d", &request );
27
28 /* process user's request */
29 while ( request != 4 ) {
30
31     /* read account, name and balance from file */
32     fscanf( cfPtr, "%d%s%f", &account, name, &balance );
33
34     switch ( request ) {
35
36     case 1:
37         printf( "\nAccounts with zero balances:\n" );
38
39         /* read file contents (until eof) */
40         while ( !feof( cfPtr ) ) {
41
42             if ( balance == 0 ) {
43                 printf( "%-10d%-13s%7.2f\n",
44                     account, name, balance );
45             } /* end if */
46
47             /* read account, name and balance from file */
48             fscanf( cfPtr, "%d%s%f",
49                 &account, name, &balance );
50         } /* end while */
51

```

 [Outline](#)

21

 fig11_08.c (2 of 5)


```

52     break;
53
54     case 2:
55         printf( "\nAccounts with credit balances:\n" );
56
57         /* read file contents (until eof) */
58         while ( !feof( cfPtr ) ) {
59
60             if ( balance < 0 ) {
61                 printf( "%-10d%-13s%7.2f\n",
62                     account, name, balance );
63             } /* end if */
64
65             /* read account, name and balance from file */
66             fscanf( cfPtr, "%d%s%f",
67                 &account, name, &balance );
68         } /* end while */
69
70         break;
71
72     case 3:
73         printf( "\nAccounts with debit balances:\n" );
74

```

 [Outline](#)


22

 fig11_08.c (3 of 5)


```

75     /* read file contents (until eof) */
76     while ( !feof( cfPtr ) ) {
77
78         if ( balance > 0 ) {
79             printf( "%-10d%-13s%7.2f\n",
80                 account, name, balance );
81         } /* end if */
82
83         /* read account, name and balance from file */
84         fscanf( cfPtr, "%d%s%f",
85             &account, name, &balance );
86     } /* end while */
87
88     break;
89
90 } /* end switch */
91
92 rewind( cfPtr ); /* return cfPtr to beginning of file */
93
94 printf( "\n? " );
95 scanf( "%d", &request );
96 } /* end while */
97

```

 [Outline](#)

23

 fig11_08.c (4 of 5)


```

98     printf( "End of run.\n" );
99     fclose( cfPtr ); /* fclose closes the file */
100 } /* end else */
101
102 return 0; /* indicates successful termination */
103
104 } /* end main */

```

 [Outline](#)

24

 fig11_08.c (5 of 5)

Program Output

```

Enter request
1 - List accounts with zero balances
2 - List accounts with credit balances
3 - List accounts with debit balances
4 - End of run
? 1

Accounts with zero balances:
300    White    0.00

? 2

Accounts with credit balances:
400    Stone    -42.16

? 3

Accounts with debit balances:
100    Jones     24.98
200    Doe       345.67
500    Rich      224.62

? 4
End of run.

```

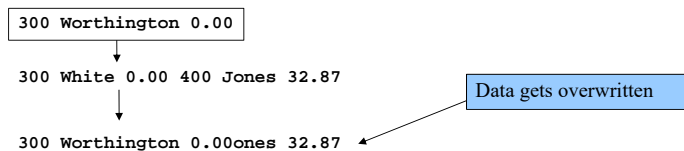
11.5 Lettura da un file ad accesso sequenziale

- File ad accesso sequenziale

- Non può essere modificato senza il rischio di distruggere i dati
- I campi possono variare in dimensione
 - Diverse rappresentazioni nei file
 - 1, 34, -890 sono tutti `int`, ma hanno diverse dimensioni su disco

300 White 0.00 400 Jones 32.87 (old data in file)

If we want to change White's name to Worthington,



11.6 File ad accesso casuale

- File ad accesso casuale

- L'accesso ai singoli record senza effettuare la ricerca attraverso gli altri record
- Accesso istantaneo ai record nel file
- I dati possono essere inseriti senza distruggere gli altri dati
- I dati precedentemente memorizzati possono essere aggiornati o cancellati senza sovrascrivere

- Implementato utilizzando la lunghezza fissa dei record

- I file sequenziali non hanno record di lunghezza fissa
-

11.7 Creazione di un file ad accesso casuale

- Dati in un file ad accesso casuale

- Non formattati (memorizzati come "raw bytes")
 - Tutti i dati dello stesso tipo (`int`, per esempio) utilizzano la stessa quantità di memoria
 - Tutti i record dello stesso tipo hanno una lunghezza fissa
 - I dati non sono human readable

11.7 Creazione di un file ad accesso casuale

- Funzioni I/O non formattate

- `fwrite`
 - Trasferisce i byte da una locazione di memoria al file
- `fread`
 - Trasferisce i byte da file ad una locazione di memoria

- Esempio:

```
fwrite( &number, sizeof( int ), 1, myPtr );
```

- `&number` – Locazione dei byte da trasferire
- `sizeof(int)` – Numero di byte da trasferire
- `1` – per gli array, numero di elementi da trasferire
 - In questo caso, "un elemento" di un array da trasferire
- `myPtr` – file da trasferire da o a

11.7 Creazione di un file ad accesso casuale

- Scrivere struct

```
fwrite( &myObject, sizeof (struct myStruct), 1,
myPtr );
```



- sizeof – restituisce la dimensione in byte dell'oggetto in parentesi

- Per scrivere più elementi di un array



- Puntatore all'array come primo argomento

- Numero di elementi da scrivere come terzo argomento

```
1 /* Fig. 11.11: fig11_11.c
2 Creating a randomly accessed file sequentially */
3 #include <stdio.h>
4
5 /* clientData structure definition */
6 struct clientData {
7     int acctNum; /* account number */
8     char lastName[ 15 ]; /* account last name */
9     char firstName[ 10 ]; /* account first name */
10    double balance; /* account balance */
11 }; /* end structure clientData */
12
13 int main()
14 {
15     int i; /* counter */
16
17     /* create clientData with no information */
18     struct clientData blankClient = { 0, "", "", 0.0 };
19
20     FILE *cfPtr; /* credit.dat file pointer */
21
22     /* fopen opens the file; exits if file cannot be opened */
23     if ( ( cfPtr = fopen("credit.dat", "wb" ) ) == NULL ) {
24         printf("File could not be opened.\n");
25     } /* end if */
```

 [Outline](#)
 fig11_11.c (1 of 2)

```
26 else {
27
28     /* output 100 blank records to file */
29     for ( i = 1; i <= 100; i++ ) {
30         fwrite( &blankClient, sizeof( struct clientData ), 1, cfPtr );
31     } /* end for */
32
33     fclose ( cfPtr ); /* fclose closes the file */
34 } /* end else */
35
36 return 0; /* Indicates successful termination */
37
38 } /* end main */
```

 [Outline](#)
 fig11_11.c (2 of 2)

11.8 Scrittura su un file ad accesso casuale

- fseek

- Setta il puntatore della posizione del file ad una specifica posizione



- `fseek(pointer, offset, symbolic_constant);`

- *pointer* – puntatore al file
- *offset* – puntatore della posizione sul file (0 è la prima locazione)
- *symbolic_constant* – specifica da dove leggere nel file
- SEEK_SET – seek starts at beginning of file
- SEEK_CUR – seek starts at current location in file
- SEEK_END – seek starts at end of file


```

1 /* Fig. 11.12: fig11_12.c
2 Writing to a random access file */
3 #include <stdio.h>
4
5 /* clientData structure definition */
6 struct clientData {
7     int acctNum; /* account number */
8     char lastName[ 15 ]; /* account last name */
9     char firstName[ 10 ]; /* account first name */
10    double balance; /* account balance */
11 }; /* end structure clientData */
12
13 int main()
14 {
15     FILE *cfPtr; /* credit.dat file pointer */
16
17     /* create clientData with no information */
18     struct clientData client = { 0, "", "", 0.0 };
19
20     /* fopen opens the file; exits if file cannot be opened */
21     if ( ( cfPtr = fopen("credit.dat", "rb+") ) == NULL ) {
22         printf("File could not be opened.\n");
23     } /* end if */
24     else {
25



```

 Outline 33
 fig11_12.c (1 of 3)

```

26 /* require user to specify account number */
27 printf("Enter account number
28        ( 1 to 100, 0 to end input )\n? ");
29 scanf("%d", &client.acctNum);
30
31 /* user enters information, which is copied into file */
32 while ( client.acctNum != 0 ) {
33
34     /* user enters last name, first name and balance */
35     printf("Enter lastname, firstname, balance\n? ");
36
37     /* set record lastName, firstName and balance value */
38     fscanf( stdin, "%s%s%f", client.lastName,
39            client.firstName, &client.balance );
40
41     /* seek position in file of user-specified record */
42     fseek( cfPtr, ( client.acctNum - 1 ) *
43           sizeof( struct clientData ), SEEK_SET );
44
45     /* write user-specified information in file */
46     fwrite( &client, sizeof( struct clientData ), 1, cfPtr );
47
48     /* enable user to specify another account number */
49     printf("Enter account number\n? ");
50     scanf("%d", &client.acctNum);



```

 Outline 34
 fig11_12.c (2 of 3)

```

51 } /* end while */
52
53 fclose( cfPtr ); /* fclose closes the file */
54 } /* end else */
55
56 return 0; /* indicates successful termination */
57
58 } /* end main */

```

 Outline 35
 fig11_12.c (3 of 3)

```

Enter account number ( 1 to 100, 0 to end input )
? 37
Enter lastname, firstname, balance
? Barker Doug 0.00
Enter account number
? 29
Enter lastname, firstname, balance
? Brown Nancy -24.54
Enter account number
? 96
Enter lastname, firstname, balance
? Stone Sam 34.98
Enter account number
? 88
Enter lastname, firstname, balance
? Smith Dave 258.34
Enter account number
? 33
Enter lastname, firstname, balance
? Dunn Stacey 314.33
Enter account number
? 0

```

Program Output

11.8 Scrittura su un file ad accesso casuale

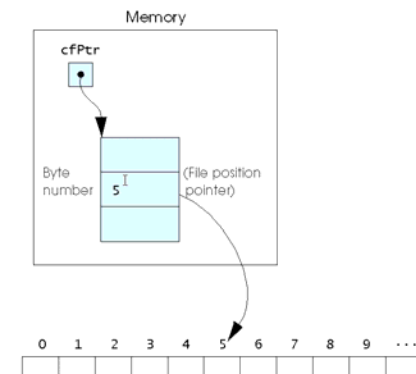


Fig. 11.14 The file position pointer indicating an offset of 5 bytes from the beginning of the file.

11.9 Lettura da un file ad accesso casuale

- fread

- Legge un numero specificato di byte dal file in memoria
fread(&client, sizeof(struct clientData), 1, myPtr);
- Può leggere più elementi di lunghezza-fissa di un array
 - Fornisce il puntatore all'array
 - Indica il numero di elementi da leggere
- Per leggere più elementi, si specifica il terzo elemento

```

24 else {
25     printf( "%-6s%-16s%-11s%10s\n", "Acct", "Last Name",
26           "First Name", "Balance" );
27
28     /* read all records from file (until eof) */
29     while ( !feof( cfPtr ) ) {
30         fread( &client, sizeof( struct clientData ), 1, cfPtr );
31
32         /* display record */
33         if ( client.acctNum != 0 ) {
34             printf( "%-6s%-16s%-11s%10.2f\n",
35                   client.acctNum, client.lastName,
36                   client.firstName, client.balance );
37         } /* end if */
38     } /* end while */
39
40     fclose( cfPtr ); /* fclose closes the file */
41 } /* end else */
42
43
44 return 0; /* indicates successful termination */
45
46 } /* end main */

```




 [Outline](#)

 fig11_15.c (2 of 2)

```

1 /* Fig. 11.15: fig11_15.c
2 Reading a random access file sequentially */
3 #include <stdio.h>
4
5 /* clientData structure definition */
6 struct clientData {
7     int acctNum; /* account number */
8     char lastName[ 15 ]; /* account last name */
9     char firstName[ 10 ]; /* account first name */
10    double balance; /* account balance */
11 }; /* end structure clientData */
12
13 int main()
14 {
15     FILE *cfPtr; /* credit.dat file pointer */
16
17     /* create clientData with no information */
18     struct clientData client = { 0, "", "", 0.0 };
19
20     /* fopen opens the file; exits if file cannot be opened */
21     if ( ( cfPtr = fopen( "credit.dat", "rb" ) ) == NULL ) {
22         printf( "File could not be opened.\n" );
23     } /* end if */

```

 [Outline](#)
 fig11_15.c (1 of 2)

Acct	Last Name	First Name	Balance
29	Brown	Nancy	-24.54
33	Dunn	Stacey	314.33
37	Barker	Doug	0.00
88	Smith	Dave	258.34
96	Stone	Sam	34.98



 [Outline](#)
 Program Output

11.10 Case Study: A Transaction Processing Program



41

- This program
 - Demonstrates using random access files to achieve instant access processing of a bank's account information
- We will
 - Update existing accounts
 - Add new accounts
 - Delete accounts
 - Store a formatted listing of all accounts in a text file

```
1 /* Fig. 11.16: fig11_16.c
2 This program reads a random access file sequentially, updates data
3 already written to the file, creates new data to be placed in the
4 file, and deletes data previously in the file. */
5 #include <stdio.h>
6
7 /* clientData structure definition */
8 struct clientData {
9     int acctNum; /* account number */
10    char lastName[ 15 ]; /* account last name */
11    char firstName[ 10 ]; /* account first name */
12    double balance; /* account balance */
13 }; /* end structure clientData */
14
15 /* prototypes */
16 int enterChoice( void );
17 void textFile( FILE *readPtr );
18 void updateRecord( FILE *fPtr );
19 void newRecord( FILE *fPtr );
20 void deleteRecord( FILE *fPtr );
21
22 int main()
23 {
24     FILE *cfPtr; /* credit.dat file pointer */
25     int choice; /* user's choice */
26
```



 [Outline](#)
 fig11_16.c (1 of 11)

```
27 /* fopen opens the file; exits if file cannot be opened */
28 if ( ( cfPtr = fopen("credit.dat", "rb+") ) == NULL ) {
29     printf("File could not be opened.\n");
30 } /* end if */
31 else {
32
33     /* enable user to specify action */
34     while ( ( choice = enterChoice() ) != 5 ) {
35
36         switch ( choice ) {
37
38             /* create text file from record file */
39             case 1:
40                 textFile( cfPtr );
41                 break;
42
43             /* update record */
44             case 2:
45                 updateRecord( cfPtr );
46                 break;
47
```

 [Outline](#)
 fig11_16.c (2 of 11)

43

```
48     /* create record */
49     case 3:
50         newRecord( cfPtr );
51         break;
52
53     /* delete existing record */
54     case 4:
55         deleteRecord( cfPtr );
56         break;
57
58     /* display message if user does not select valid choice */
59     default:
60         printf("Incorrect choice\n");
61         break;
62
63     } /* end switch */
64
65 } /* end while */
66
67 fclose( cfPtr ); /* fclose closes the file */
68 } /* end else */
69
70 return 0; /* indicates successful termination */
71
72 } /* end main */
73
```



 [Outline](#)
 fig11_16.c (3 of 11)

44

```

74 /* create formatted text file for printing */
75 void textFile( FILE *readPtr )
76 {
77     FILE *writePtr; /* accounts.txt file pointer */
78
79     /* create clientData with no information */
80     struct clientData client = {0, "", "", 0.0};
81
82     /* fopen opens the file; exits if file cannot be opened */
83     if ( ( writePtr = fopen("accounts.txt", "w") ) == NULL ) {
84         printf("File could not be opened.\n");
85     } /* end if */
86     else {
87         rewind( readPtr ); /* sets pointer to beginning of record file */
88         fprintf( writePtr, "%-6s%-16s%-11s%10s\n",
89                 "Acct", "Last Name", "First Name", "Balance" );
90
91         /* copy all records from record file into text file */
92         while ( !feof( readPtr ) ) {
93             fread( &client, sizeof( struct clientData ), 1, readPtr );
94



```

 Outline 45
 fig11_16.c (4 of 11)

```

95     /* write single record to text file */
96     if ( client.acctNum != 0 ) {
97         fprintf( writePtr, "%-6d%-16s%-11s%10.2f\n",
98                 client.acctNum, client.lastName,
99                 client.firstName, client.balance );
100     } /* end if */
101
102     } /* end while */
103
104     fclose( writePtr ); /* fclose closes the file */
105 } /* end else */
106
107 /* end function textFile */
108
109 /* update balance in record */
110 void updateRecord( FILE *fPtr )
111 {
112     int account; /* account number */
113     double transaction; /* account transaction */
114
115     /* create clientData with no information */
116     struct clientData client = {0, "", "", 0.0};
117



```

 Outline 46
 fig11_16.c (5 of 11)

```

118 /* obtain number of account to update */
119 printf( "Enter account to update ( 1 - 100 ): " );
120 scanf( "%d", &account );
121
122 /* move file pointer to correct record in file */
123 fseek( fPtr, ( account - 1 ) * sizeof( struct clientData ),
124         SEEK_SET );
125
126 /* read record from file */
127 fread( &client, sizeof( struct clientData ), 1, fPtr );
128
129 /* display error if account does not exist */
130 if ( client.acctNum == 0 ) {
131     printf( "Account #%d has no information.\n", account );
132 } /* end if */
133 else { /* update record */
134     printf( "%-6d%-16s%-11s%10.2f\n\n",
135             client.acctNum, client.lastName,
136             client.firstName, client.balance );
137
138     /* request user to specify transaction */
139     printf( "Enter charge ( + ) or payment ( - ): " );
140     scanf( "%lf", &transaction );
141     client.balance += transaction; /* update record balance */
142



```

 Outline 47
 fig11_16.c (6 of 11)

```

143     printf( "%-6d%-16s%-11s%10.2f\n",
144             client.acctNum, client.lastName,
145             client.firstName, client.balance );
146
147     /* move file pointer to correct record in file */
148     fseek( fPtr, ( account - 1 ) * sizeof( struct clientData ),
149           SEEK_SET );
150
151     /* write updated record over old record in file */
152     fwrite( &client, sizeof( struct clientData ), 1, fPtr );
153 } /* end else */
154
155 } /* end function updateRecord */
156
157 /* delete an existing record */
158 void deleteRecord( FILE *fPtr )
159 {
160     /* create two clientDatas and initialize blankClient */
161     struct clientData client;
162     struct clientData blankClient = {0, "", "", 0};
163
164     int accountNum; /* account number */
165

```

 Outline 48
 fig11_16.c (7 of 11)


```

166 /* obtain number of account to delete */
167 printf("Enter account number to delete ( 1 - 100 ): ");
168 scanf( "%d", &accountNum );
169
170 /* move file pointer to correct record in file */
171 fseek( fPtr, ( accountNum - 1 ) * sizeof( struct clientData ),
172        SEEK_SET );
173
174 /* read record from file */
175 fread( &client, sizeof( struct clientData ), 1, fPtr );
176
177 /* display error if record does not exist */
178 if ( client.acctNum == 0 ) {
179     printf( "Account %d does not exist.\n", accountNum );
180 } /* end if */
181 else { /* delete record */
182
183     /* move file pointer to correct record in file */
184     fseek( fPtr, ( accountNum - 1 ) * sizeof( struct clientData ),
185            SEEK_SET );
186
187     /* replace existing record with blank record */
188     fwrite( &blankClient,
189            sizeof( struct clientData ), 1, fPtr );
190 } /* end else */
191

```

 Outline

49

 fig11_16.c (8 of 11)


```

192 } /* end function deleteRecord */
193
194 /* create and insert record */
195 void newRecord( FILE *fPtr )
196 {
197     /* create clientData with no information */
198     struct clientData client = { 0, "", "", 0.0 };
199
200     int accountNum; /* account number */
201
202     /* obtain number of account to create */
203     printf( "Enter new account number ( 1 - 100 ): ");
204     scanf( "%d", &accountNum );
205
206     /* move file pointer to correct record in file */
207     fseek( fPtr, ( accountNum - 1 ) * sizeof( struct clientData ),
208            SEEK_SET );
209
210     /* read record from file */
211     fread( &client, sizeof( struct clientData ), 1, fPtr );
212

```

 Outline

50

 fig11_16.c (9 of 11)


```

213 /* display error if account previously exists */
214 if ( client.acctNum != 0 ) {
215     printf( "Account %d already contains information.\n",
216            client.acctNum );
217 } /* end if */
218 else { /* create record */
219
220     /* user enters last name, first name and balance */
221     printf( "Enter lastname, firstname, balance\n? );
222     scanf( "%s%s%f", &client.lastName, &client.firstName,
223            &client.balance );
224
225     client.acctNum = accountNum;
226
227     /* move file pointer to correct record in file */
228     fseek( fPtr, ( client.acctNum - 1 ) *
229            sizeof( struct clientData ), SEEK_SET );
230
231     /* insert record in file */
232     fwrite( &client,
233            sizeof( struct clientData ), 1, fPtr );
234 } /* end else */
235
236 } /* end function newRecord */
237

```

 Outline

51

 fig11_16.c (10 of 11)


```



238 /* enable user to input menu choice */
239 int enterChoice( void )
240 {
241     int menuChoice; /* variable to store user's choice */
242
243     /* display available options */
244     printf( "\nEnter your choice\n"
245            "1 - store a formatted text file of accounts called\n"
246            "   \"accounts.txt\" for printing\n"
247            "2 - update an account\n"
248            "3 - add a new account\n"
249            "4 - delete an account\n"
250            "5 - end program\n? );
251
252     scanf( "%d", &menuChoice ); /* receive choice from user */
253
254     return menuChoice;
255
256 } /* end function enterChoice */

```

 Outline

52

 fig11_16.c (11 of 11)


 **Outline**
Program Output

After choosing option 1 accounts.txt contains:

Acct	Last Name	First Name	Balance
29	Brown	Nancy	-24.54
33	Dunn	Stacey	314.33
37	Barker	Doug	0.00
88	Smith	Dave	258.34
96	Stone	Sam	34.98

After choosing option 2 accounts.txt contains:

```
Enter account to update ( 1 - 100 ): 37
37  Barker          Doug          0.00

Enter charge ( + ) or payment ( - ): +87.99
37  Barker          Doug          87.99
```

After choosing option 3 accounts.txt contains:

```
Enter new account number ( 1 - 100 ): 22
Enter lastname, firstname, balance
? Johnston Sarah 247.45
```